



Price List - w.e.f. Dec. 2022



## **Tradition in Manufacturing**

Founded in 1974, Anmol Industries is the leading manufacturer of diesel engine spare parts, C.I. castings and technological tooling for machining in India and has been serving its customers for many decades.

At its inception, the company manufactured diesel engine spare parts and in 2020, launched the production of lathe chucks.

More than **forty five years** of experience and technological development have made ANMOL Industries products recognizable for their **high quality, durability and precision**. We attribute our continued success and long tradition of excellence to our commitment to upholding our three core values: quality, continuous improvement and customer satisfaction.

## **Quality First**

From the foundry to the final assembly room, quality control plays a large role in the production process at ANMOL Industries since 1974. Our motto of 'quality first' is evident from the time a product is designed throughout its long life in our clients' machining processes. **Here at Anmol Industries, we guarantee the highest quality by not only meeting industry standards but significantly beating them.**

## **Continuous Improvement**

ANMOL INDUSTRIES has over 45-years of tradition in the production of Diesel engine spare parts and C.I. castings - with decades of experience we have continuously built our technical knowledge and improved our products and processes. This unique experience and knowhow, is embedded in our employees, as it grows and passes from generation to generation. At the same time we are permanently modernizing our manufacturing and organizational processes and extending our product portfolio to meet our customers high expectations. **Our answer to the dynamic world surrounding us is to actively seek creative ideas and innovative solutions.**

## **Customer Obsession**

Our dedication and vertically integrated manufacturing process allow for close monitoring of the product quality. We use an individualized **customer feedback approach** to meet customer requirements as customer satisfaction is our priority and Imperative to our motto.

TYPE - SJ **CHRONOS**® standard jaw self centering true chucks having forward and reverse sets of jaws, operating key and mounting bolts.



SIZE	160mm	200mm	250mm	315mm
SJ-3 JAW (C.I. Body)	8025-00	10695-00	14465-00	21035-00
SJ-4 JAW (C.I. Body)	9260-00	12265-00	16435-00	23745-00
SJ-6 JAW (C.I. Body)	12815-00	16510-00	22810-00	29955-00
SJ-3 JAW (SG Iron)	12895-00	14505-00	19385-00	26935-00
SJ-4 JAW (SG Iron)	17525-00	19710-00	26330-00	34555-00
SJ-6 JAW (SG Iron)	26285-00	29570-00	39495-00	54985-00
SJ-3 JAW (Steel Body)	16310-00	18685-00	24465-00	33310-00
SJ-4 JAW (Steel Body)	22160-00	25380-00	33220-00	45240-00
SJ-6 JAW (Steel Body)	23785-00	38075-00	49825-00	67860-00

TYPE - BRJ **CHRONOS**® special jaw self centering chuck specially designed for turning and facing operations of bearing races.



SIZE	160mm	200mm	250mm	315mm
BRJ - 3 JAW	8175-00	10890-00	14730-00	21430-00
BRJ - 4 JAW	9260-00	12265-00	16440-00	23745-00
BRJ - 6 JAW	13710-00	17665-00	24410-00	32045-00

**TYPE - MGJ** **CHRONOS**® master gripping self centering true chuck having master hard base jaws fitted with top hard reversible set of jaws and a set of top soft jaws, operating key and mounting bolts



SIZE	160mm	200mm	250mm	315mm
MGJ - 2 JAW / 3 JAW (C.I. Body)	11070-00	14325-00	19425-00	28510-00
MGJ - 4 JAW (C.I. Body)	13960-00	18365-00	25110-00	36055-00
MGJ - 6 JAW (C.I. Body)	17320-00	22580-00	30105-00	40590-00
MGJ - 2 JAW / 3 JAW (SG Iron)	13205-00	17210-00	22345-00	33085-00
MGJ - 4 JAW (SG Iron)	17610-00	22950-00	29810-00	44115-00
MGJ - 6 JAW (SG Iron)	26410-00	34420-00	44715-00	66170-00
MGJ - 2 JAW / 3 JAW (Steel Body)	17295-00	20755-00	27685-00	37335-00
MGJ - 4 JAW (Steel Body)	23070-00	27690-00	36925-00	49775-00
MGJ - 6 JAW (Steel Body)	34610-00	41530-00	55385-00	74675-00

**TYPE - CSJ** **CHRONOS**® 3 Jaw self centering true chuck is supplied with forward and reverse set of jaws having serrated gripping faces (multiple cuts/single deep cut) for Higher Grip.



Multiple Cuts



Single Deep Cut



SIZE	160mm	200mm	250mm	315mm
CSJ - 3 JAW	8025-00	10695-00	14465-00	21035-00

**TYPE - MGSJ** **CHRONOS**® standard self centering chuck having forward and reverse sets of jaws with additional set of master base jaws fitted with top soft jaws, operating key and mounting bolts.



SIZE	160mm	200mm	250mm	315mm
MGSJ - 3 JAW	10995-00	14195-00	19200-00	28075-00
MGSJ - 4 JAW	13150-00	17155-00	22570-00	31825-00
MGSJ - 6 JAW	18655-00	23855-00	32025-00	42070-00

**TYPE - AAC** **CHRONOS**® self centering accuracy adjustable chucks can be adjusted within 0.005 mm and repetitive accuracy can be achieved within 0.013mm. These chucks are mainly used on grinding machine or tool room purposes. These chucks come with forward and reverse set of jaws, operating key and mounting bolts.






SIZE	160mm	200mm	250mm	315mm
AAC - 3 JAW	15875-00	19055-00	32675-00	51955-00
AAC - 4 JAW	16835-00	20485-00	37625-00	57925-00
AAC - 6 JAW	17795-00	21745-00	42575-00	63895-00

## CHRONOS® SPARES FOR SELF CENTERING CHUCKS


SIZE	160mm	200mm	250mm	315mm
STD. 3 JAW SET (Reverse/Forward)	1810-00	2325-00	2945-00	3910-00
STD. 4 JAW SET (Reverse/Forward)	2445-00	2945-00	3995-00	5300-00
STD. 6 JAW SET (Reverse/Forward)	3675-00	4415-00	6005-00	7950-00
MASTER BASE JAWS SET 3 JAW	2195-00	2890-00	3615-00	4715-00
MASTER BASE JAWS SET 4 JAW	2935-00	3860-00	4825-00	6330-00
MASTER BASE JAWS SET 6 JAW	4405-00	5805-00	7250-00	9485-00
TOP HARD JAWS SET 3 JAW	1940-00	2450-00	3225-00	3765-00
TOP HARD JAWS SET 4 JAW	2585-00	3275-00	4295-00	5015-00
TOP HARD JAWS SET 6 JAW	3880-00	4910-00	6445-00	7535-00
TOP SOFT JAWS SET 3 JAW	995-00	1105-00	1415-00	1885-00
TOP SOFT JAWS SET 4 JAW	1325-00	1485-00	1885-00	2510-00
TOP SOFT JAWS SET 6 JAW	1985-00	2235-00	2830-00	3765-00
3 SOFT JAW THREADED	1580-00	1935-00	2450-00	3205-00
4 SOFT JAW THREADED	2115-00	2590-00	3275-00	4275-00
6 SOFT JAW THREADED	3170-00	3880-00	4905-00	6415-00
SCROLL	3005-00	3825-00	4930-00	6040-00
PINION	315-00	400-00	495-00	615-00
OPERATING KEY	295-00	295-00	335-00	395-00



## CHRONOS® Mounting Flanges / Back Plates

MODEL	MATERIAL	160MM	200MM	250MM	315MM	400MM	500MM	600MM	LATHES	
	L1	STEEL	-----	4995	6275	7485	-----	-----	-----	LB-17/20/25, H-22/26 (HMT) PSG-124 A
	A 2-4	STEEL	4085	4525	5750	-----	-----	-----	-----	Turnmaster-35, EP-380 (Kirloskar) PSG A-141E
	A 2-5	STEEL	4085	4525	5750	-----	-----	-----	-----	Rocio-180/200, Smart Turn
	A 2-6	STEEL	-----	5225	5960	6695	-----	-----	-----	Turnmaster40/45 (Kirloskar) NH-22/26, NL-22/26 (HMT) LTM-20, LML-20 (HMT) LT-20, L-22 TP (HMT) 98/VIKRAM A 24 UP (HMT)
	A 2-8	STEEL	-----	5850	6485	7685	19170	23775	28090	NH-32 (HMT) PSG 600/660 BECCO MD 630P Turnmaster 50 (Kirloskar)
	A 2-11	STEEL	-----	-----	10710	12485	20375	24875	29570	BECCO HD 40-45
	D 1-4	STEEL	4495	6275	7070	-----	-----	-----	-----	Turnmaster-35/Nagmati-175 EP-130/1550/355 3685 (Kirloskar)
	D 1-5	STEEL	5920	6550	7860	8755	-----	-----	-----	PINACHO SP180, SP200
	D 1-6	STEEL	-----	6865	8125	9380	-----	-----	-----	Turnmaster-40/45 (Kirloskar) EP-1675/400/425 (Kirloskar) VIKRAM (HMT) PSG 400/500
	D 1-8	STEEL	-----	7115	8210	9705	23940	29570	35490	Turnmaster-50 (Kirloskar) EP-1810/450/500 (Kirloskar) B-32/SB-CNC (HMT) PSG 500, 600,660
	D 1-11	STEEL	-----	-----	15475	16560	24725	33540	36965	EP-2210/2215/2615 (Kirloskar) L-45/50 (HMT) BECCO HD 65/WNW

## CHRONOS® Cam Lock Studs For D1 Series

MODEL	D1-4	D1-5	D1-6	D1-8	D1-11
	395-00	395-00	450-00	575-00	775-00



## ***ANMOL INDUSTRIES***

*Mfrs. of : PETER ENGINE SPARE PARTS, LATHE CHUCKS, C.I. CASTINGS  
VILL. KOTRANI, SATNAMPURA, PHAGWARA (PUNJAB)*



[www.chronoschucks.com](http://www.chronoschucks.com)



[info@chronoschucks.com](mailto:info@chronoschucks.com)



98141-98171, 99153-34447

